







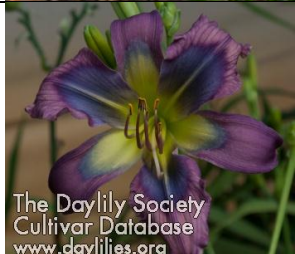


























CULTIVARS RETURNING IN 2014	GROWER	CULTIVAR
<p>DRUM BOOGIE (Bennett-F 12) Rusty Red Bi-tone w/ruffled petals. Recurved sepals are pastel rosy red. Dor-Dip Mid-Late 26 x 6 3wb/12 buds</p>		 <p>The Daylily Society Cultivar Database www.daylilies.org</p>
<p>FAST PLEASURE (Bennett-F 12) Dark Rosy Red Self. Dor-Dip Mid 26 x 5.5 3 wb/15 buds</p>		 <p>The Daylily Society Cultivar Database www.daylilies.org</p>
<p>GILDED LADY (Bennett-F 12) Pink w/darker pink ruffled edges and dark pink halo. Dor-Dip Mid 24 x 5.5 2 wb/12 buds</p>		 <p>The Daylily Society Cultivar Database www.daylilies.org</p>
<p>JAZZ ME BLUES (Bennett-F 12) Dark Rose w/darker reddish rose ruffled edges. Dor-Dip Mid 25 x 4.25 3 wb/12 buds</p>		 <p>The Daylily Society Cultivar Database www.daylilies.org</p>
<p>BACK TO BLACK (Cochenour 12) Near Black TO Chocolate Brown w/Black Eye & Cheetah Patterned Petals (about 25% of the time) Sev-Dip Mid-Late 30 x 5 5wb/20 buds</p>		 <p>The Daylily Society Cultivar Database www.daylilies.org</p>
<p>CHUBBY CHEEKS (Cochenour 12) Cream w/Blush Pink tipped Petals & Very large green throat extending into the petals and sepals Dor-Dip UFO Mid 33 x 8</p>		 <p>The Daylily Society Cultivar Database www.daylilies.org</p>



<p>CRAZY EIGHTS (Cochenour 12) Pink bi-tone w/Purple Eye Sev-Dip Polymerous 90% Mid-Late 34 x 6.5</p>		 <p>The Daylily Society Cultivar Database www.daylilies.org</p>
<p>DEJA BLU (Cochenour 12) Purple & Pink Bi-color w/Bluish Eye. Quilled Crispate. Sev-Dip Mid-Late 28 x 4</p>		 <p>The Daylily Society Cultivar Database www.daylilies.org</p>
<p>BLUE VIPER (Gossard 12) Mauve Red w/eyezone color on sepals and petals different shades of blue. Ev-Dip Mid-Re 33 x 5 4-6/wb/24-26 buds (EMO-Fr)</p>		 <p>The Daylily Society Cultivar Database www.daylilies.org</p>
<p>COSMO QUEEN (Gossard 12) Butternut Yellow w/Red Eyezone on sepals & petals. Sev-Tet UFO Mid-Re 36 x 9.5 3-5 wb/24-32 buds</p>		 <p>The Daylily Society Cultivar Database www.daylilies.org</p>
<p>KISS ME TWICE (Gossard 12) Flesh Pink w/Red Eye. Dor-Tet UFO Mid-Re 41 x 8.5 3-4 wb/18-20 buds</p>		 <p>The Daylily Society Cultivar Database www.daylilies.org</p>
<p>PREHISTORIC BEAST (Gossard 12) Light Orange bi-tone w/darker orange eye & edge. Tentacles sometimes reach 1" long. Dor-Tet Mid-Re 28 x 8.5 3wb/18 buds</p>		 <p>The Daylily Society Cultivar Database www.daylilies.org</p>

<p>RAINBOW MAKER (Gossard 12) Maroon pink w/patterned blue magenta eye. Dor-Dip UFO Mid-Re 36 x 9.5 5wb/24-32 buds</p>		 <p>The Daylily Society Cultivar Database www.daylilies.org</p>
<p>SQUIRRELLY (Gossard 12) Light Pink w/Red Eye. Sev-Dip UFO Crispate & Cascade Mid-Re 32 x 5 5-6 wb/24-30 buds</p>		 <p>The Daylily Society Cultivar Database www.daylilies.org</p>
<p>LILLIAN'S VAPOR TRAIL (Manning 12) Near White. Sev-Dip UFO Crispate Long bloom season. 38 x 12 4-5wb/18-20 buds</p>		 <p>The Daylily Society Cultivar Database www.daylilies.org</p>
<p>LILLIAN'S WHITE LIES (Manning 12) White w/lavender blush. Sev-Dip UFO Crispate-Cascade Long bloom season. 37 x 8 3-4 wb/15-18 buds</p>		 <p>The Daylily Society Cultivar Database www.daylilies.org</p>
<p>SW BLUE RIDGE MOUNTAINS (Miller 12) Cream w/Patterned Eyezone. Everblooming. Sev-Dip DBL Early-Mid-Re 26 x 3 5wb/30 buds</p>		
<p>SW CORAL REEF (Miller 12) CoralViolet Self. Dor-Tet DBL Mid-Re 28 x 5 3-4wb/20 buds</p>		 <p>The Daylily Society Cultivar Database www.daylilies.org</p>

<p>SW CRYSTAL LAKE (Miller 12)* *MAYBE CreamLavender blend. Dor-Tet UFO Mid-Late-Re 38 x 8 6-7wb±/50 buds</p>		
<p>SW EYES IN THE SKY (Miller 12) Golden Yellow w/Wine chevron eye. Sev-Tet Early-Mid-Re 56 x 9 4-6 wb/30-35 buds</p>		
<p>SW GREEN GIANT (Miller 12) Amber yellow w/Bronze edge. Dor-Dip Early-Mid-Re 46 x 7 5 wb/28 buds</p>		
<p>SW MARDI GRAS MASK (Miller 12) LavenderPink w/bold plum eye. Sev-Dip Mid-Re 45 x 6 6wb/45 buds</p>		
<p>SW PIXIE DUST (Miller 12) Yellow/Tan blend w/Orange & Red stippling on a <u>reverse</u> bi-tone. Dor-Dip Early-Mid-Re 38 x 4.5 4wb/20 buds</p>		
<p>SW RED VELVET CAKE (Miller 12) Red w/Gold edge. Dor-Tet Mid-Re 34 x 6.5 4wb/25 buds</p>		

<p>CLOWN FOR A DAY (Simpson-E 12) Med. Rose w/Cherry Eye & Cherry&Bright GreenGold Edge. Sev-Tet Early-Mid 3 wb/26 buds</p>		 <p>The Daylily Society Cultivar Database www.daylilies.org</p>
<p>IN STITCHES (Simpson-E 12) Cream w/Dusty Rose Etched Eye & Edge. Sev- Tet Mid-Re 26 x 6 3 wb/23 buds</p>		 <p>The Daylily Society Cultivar Database www.daylilies.org</p>
<p>BLUE ABYSS (Smith-F 11) Magenta Lavender w/Chalky Blue wtrmk and Lav.Blue.Silver edge Sev-Tet Early-Mid-Re 33 x 7 4 wb/26 buds</p>		 <p>The Daylily Society Cultivar Database www.daylilies.org</p>
<p>BLUE CRYSTAL (Smith-F 11) CreamWhite w/Blue Eye. Sev-Dip EMRE 34 x 4.5 7-8 wb/40 buds</p>		 <p>The Daylily Society Cultivar Database www.daylilies.org</p>
<p>BUTTERSCOTCH BEAUTY (Smith-F 11) Butterscotch Gold w/Deep Green Throat. Sev-Dip EMRE 27 x 5 4 wb/25 buds</p>		 <p>The Daylily Society Cultivar Database www.daylilies.org</p>

<p>DIFFERENT DIRECTION (Smith-F 11) Yellow w/Orange feathered at the petal ends. Sev-Tet EMRE 33 x 8.5 6wb/30 buds</p>		 <p>The Daylily Society Cultivar Database www.daylilies.org</p>
<p>LAKE TAHOE (Smith-F 11) CreamWhite w/Blue Eye. Sev-Dip EMRE 30 x 3.5 4wb/28 buds</p>		 <p>The Daylily Society Cultivar Database www.daylilies.org</p>
<p>MIDNIGHT KALEIDOSCOPE (Smith-F 11) White w/Purple patterned eye. Sev-Dip. EMRE 31 x 5.5 6wb/32 buds</p>		 <p>The Daylily Society Cultivar Database www.daylilies.org</p>
<p>PANSY PATTERN (Smith-F 11) Cream with purple pansy pattern in the eye. Sev-Dip EMRE 27 x 5 4wb/25 buds</p>		 <p>The Daylily Society Cultivar Database www.daylilies.org</p>

<p>PONKAN'S LUCKY CHARM (Smith-F 11) Cream white w/magenta purple eye and edge. Sev-Tet EMRE 30 x 6 5wb/60 buds</p>		 <p>The Daylily Society Cultivar Database www.daylilies.org</p>
<p>SCARLET BLAZE (Smith-F 11) Scarlet Red w/bright ruffled gold edge. Sev-Tet EMRE 30 x 6.5 5wb/28 buds</p>		 <p>The Daylily Society Cultivar Database www.daylilies.org</p>